

How to find your child's Unique Access Code for STAAR Report Card (Confidential Student Report)

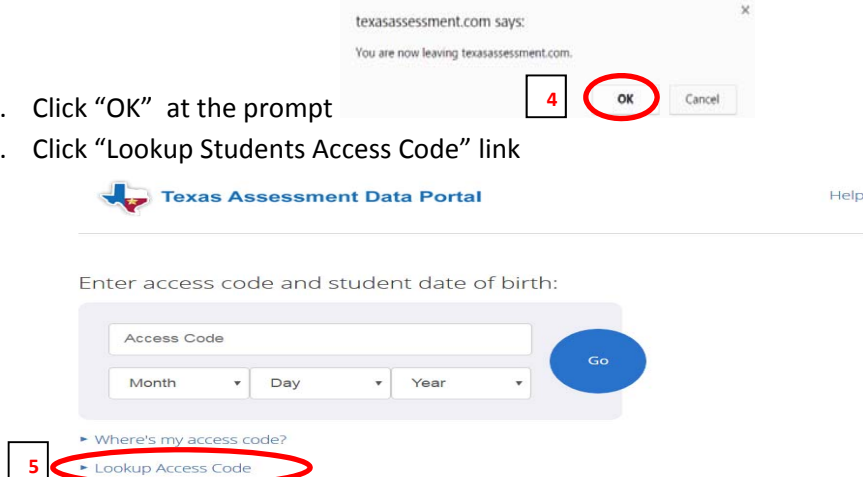
1. Login to the Texas Assessment Website
(Click on link below once you have read directions)
<http://texasassessment.com/>



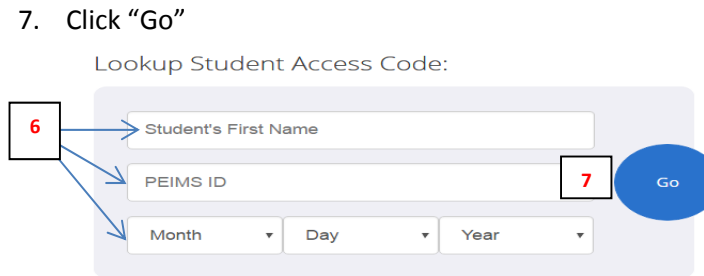
3. Click the "Log In to Student Portal" Link.



4. Click "OK" at the prompt
5. Click "Lookup Students Access Code" link

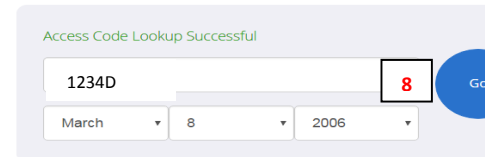


6. Type in the Student's first name only, the PEIMS ID (social security number or state issued id) and Date of Birth.

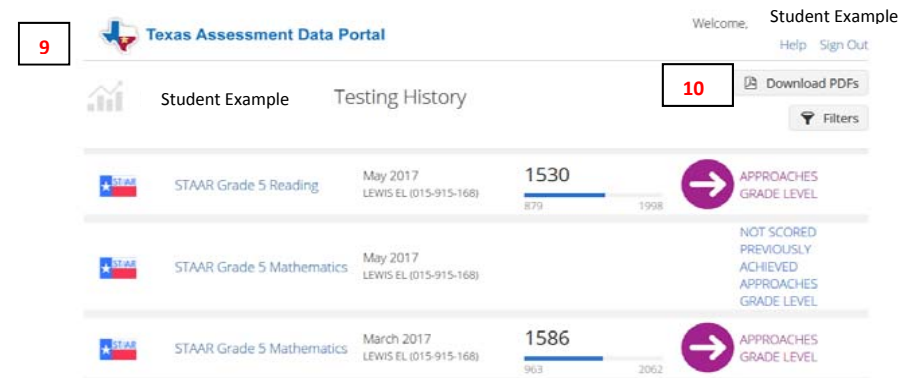


8. If there is State Assessment Data you should see the following screen indicating the portal access code lookup is Successful. Click "go" from here.

Enter access code and student date of birth:



9. You will then be directed to the Students' Testing History page



10. Click Download PDF's if you wish to print the latest copy of the CSR (Confidential Student Report)